




TOLANI COLLEGE OF COMMERCE


Knowledge is Supreme

Online Exam Rules and Regulations

System Requirements

- **Operating System : Windows 7, Windows 10.**
- **Internet Speed : 1 Mbps or More.**
- **Allow Camera access– Web Camera should be in working condition.**
- Click on link to check camera –
<https://assessment.eklavya.com/Student/webcamtest>
- **Browser : Google Chrome Latest version.**
- MUST close all programs or windows before you begin the Exam.
- Do NOT open other windows during the Exam, system might log you OUT from the Exam.

- 
- **Android users can install latest version of Chrome from Google Play store.**
 - **Windows Laptop/Desktop users** can download chrome from here:-
https://www.google.com/intl/en_in/chrome/
 - **WE RECOMMEND THAT STUDENTS USE ANDROID DEVICES ONLY AS SOME COMPATIBILITY ISSUES EXIST WITH iOS DEVICES**
 - **Google Chrome settings: - You need to allow Google Chrome to use camera & microphone. This is mandatory without which you will NOT be able to attempt the online exam.**
 - **Smart phone users can- Go to Settings Go to Applications Google Chrome Permissions Allow permission for Camera & Microphone.**
 - **Laptop / Desktop users will need to allow permission to Chrome browser to use camera & microphone on the pop-up window.**

- 
- Turn off notifications in apps and browser popups to avoid distractions and exam terminations.
 - Smartphone users can go to settings □ Applications □ Select the App □ Notifications □ Turn off all notifications.
 - You have to turn off notifications from all apps that could possibility distract you during exam- such as, WhatsApp, Facebook, Instagram, Telegram and all such other apps.
 - Inform all family and friends that they should not call you during the exam hours.
 - Please note that notifications and incoming calls would be considered as warning alerts and may cause termination of exam.

Regulation for Online Exam

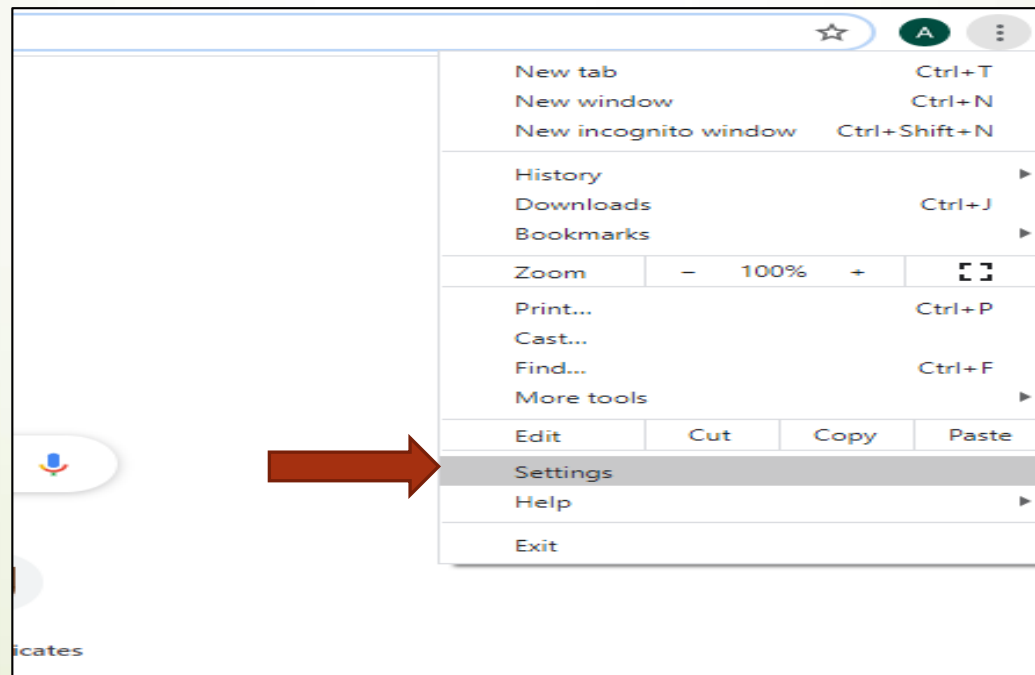
- **Login to the Portal at least 15 Minutes before the Exam for system check process else these activity gets carry out within your exam duration.**
- Online Exam Activity logs shall be Recorded with IP Address and Time Stamp.
- Should not change the Windows during Exam to avoid Auto Termination from the System.
- Room must be as quiet as possible - Music, TV's are not permitted.
- Lighting in the Room must be bright enough.
- No Person Should be Allowed during Exam nearer to the System.
- Use Desk or Table, Avoid Books, Paper, Pens.
- Must NOT use mobile for any reason.
- Must NOT use headphones, ear pods/buds or any other type of listening equipment/ electronic gadgets.
- Must NOT Leave the System during the Exam for any reason, your absence might terminate you from the Exam.
- Dress appropriately, avoid wearing cap and sunglasses.

How to install Google Chrome Browser

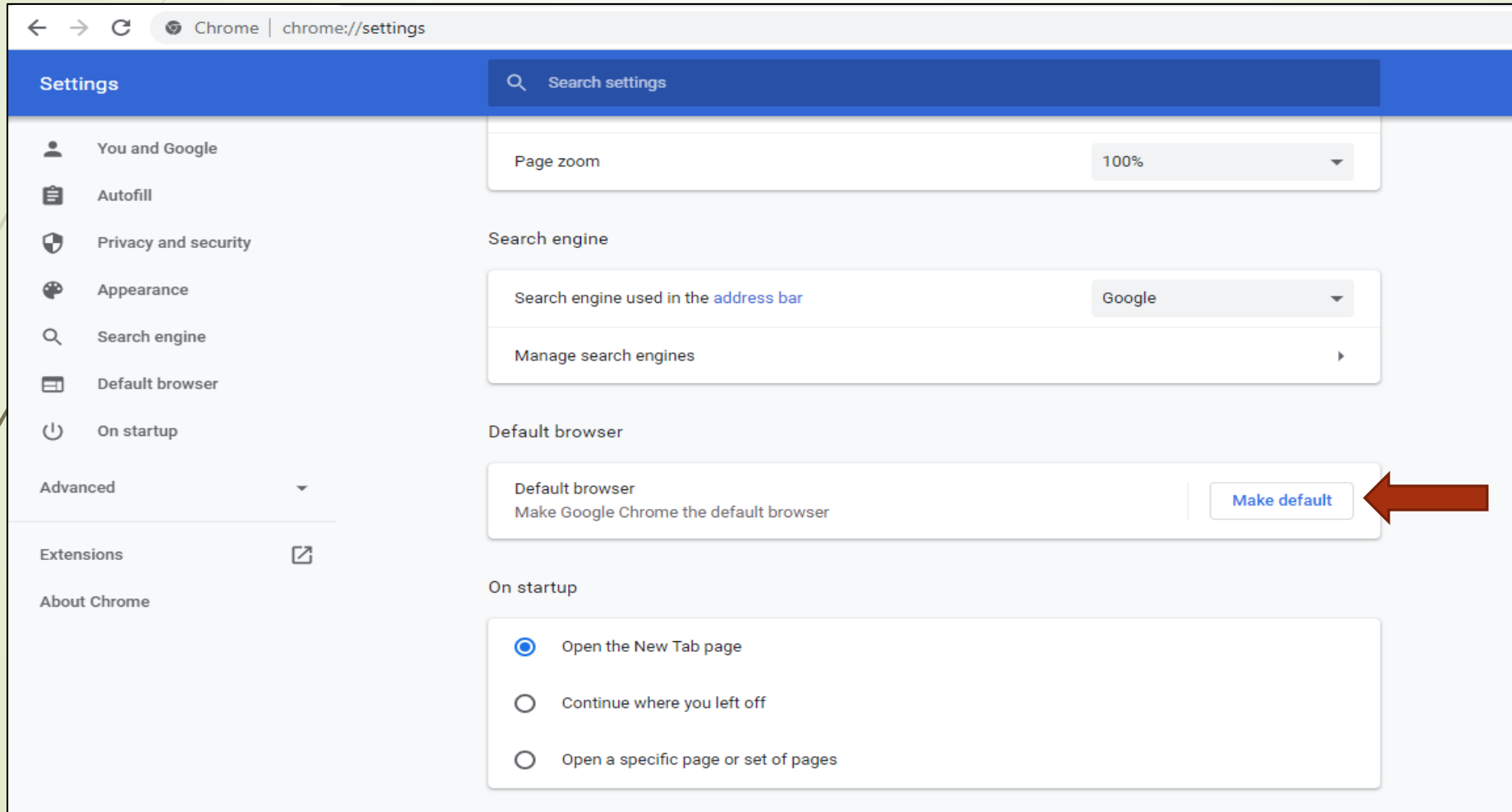
Windows System : Click On below link to Download.

https://www.google.com/chrome/?brand=CHBD&gclid=EAIaIQobChMI7rjpv6F6QIVSkTTCh1UDgldEAAYASAAEgJJ6vD_BwE&gclsrc=aw.ds

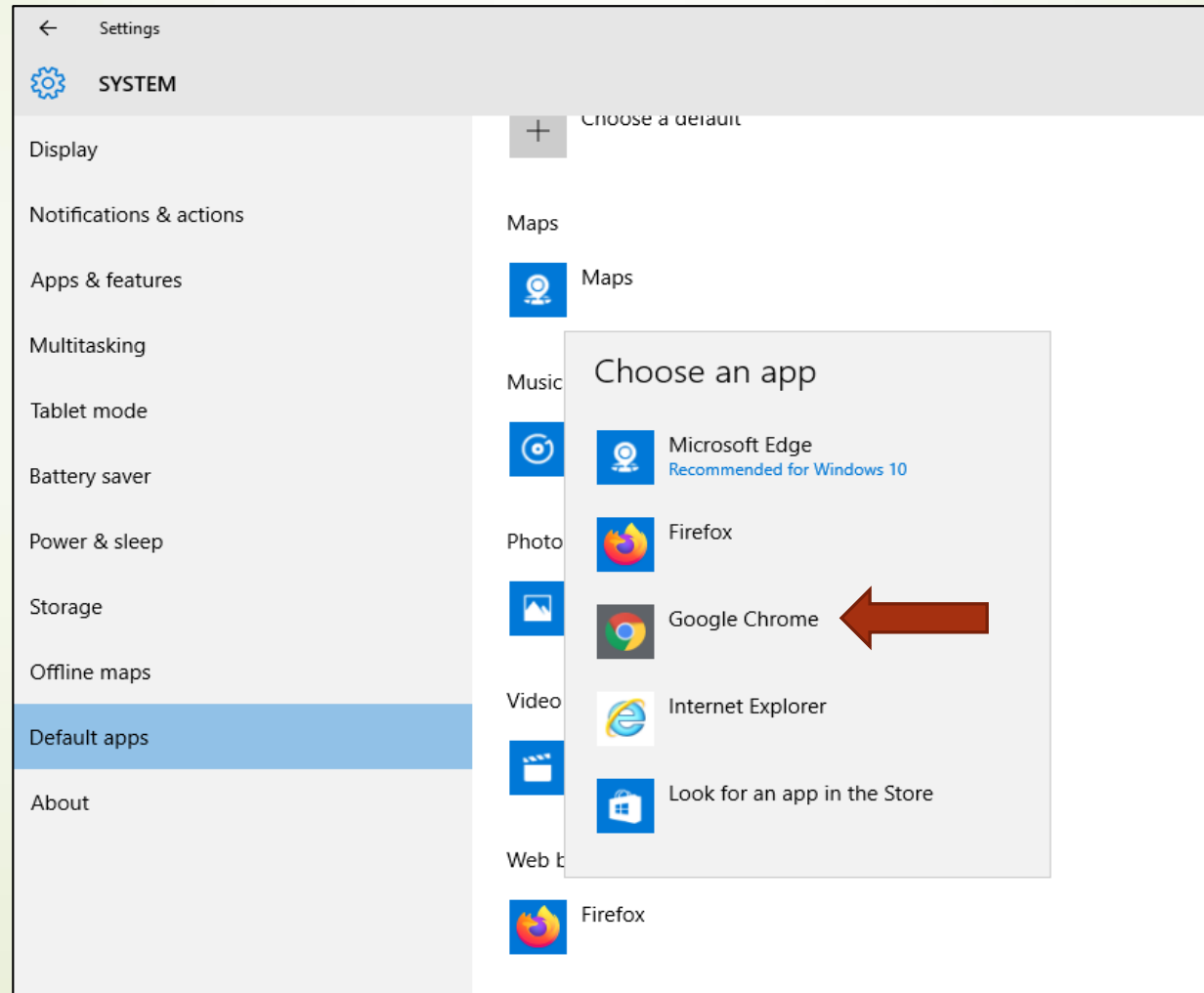
✓ How to set Google Chrome as default browser >> Click on Settings as below



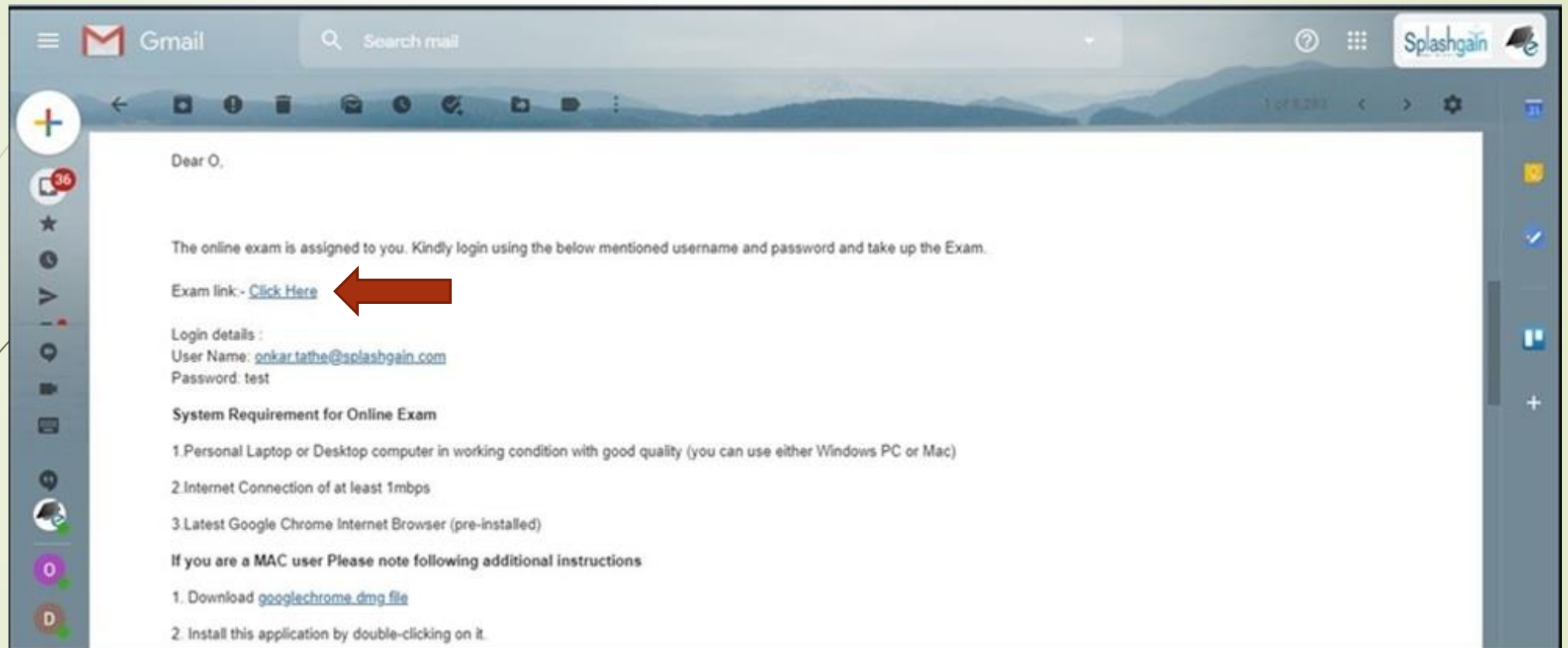
✓ Scroll Down and select Default Browser as shown below-



- ✓ Make default Browser, windows settings select Google Chrome as default browser as shown below.



✓ Open Email Received for the Exam as shown below.



- ✓ Click On Exam Link Received from the E-Mail and Enter login credentials as shown below.



The screenshot displays a 'Candidate Login' form. At the top, the title 'Candidate Login' is centered. Below it, there are two input fields: the first for an email address, containing 'user2@eklavya.in', and the second for a password, shown as a series of dots. To the right of the password field is an eye icon for toggling visibility. Below the password field is a captcha image showing the letters 'f u i n' in a stylized font, with a refresh icon to its right. Underneath the captcha is a 'Captcha Code' input field. At the bottom left, there is a 'Remember Me' checkbox. At the bottom right, there is a green 'Login' button. A 'Forgot Password' link is located at the bottom left of the form area.

- ✓ After Logged in successfully-
>>>>> click on Proceed to read Instructions and start the exam

The screenshot displays a user interface for an exam. At the top, there are five filter buttons: 'All' (1), 'Completed' (0), 'Yet To Start' (1), 'Resume' (0), and 'Expired' (0). To the right is a search bar with a magnifying glass icon. Below these is a 'Demo' test card with the following details:

- Start: Aug 16 2020 11:00AM
- Expired: Aug 16 2020 5:59PM
- Time Zone : India Standard Time
- No Of Questions: 15
- Test Duration: 60 Minutes
- Time Remaining: 60 m: 0 s

At the bottom of the card is a green 'Proceed' button with a play icon, which is pointed to by a red arrow from the left.

- ✓ Acknowledge By Clicking on the Checkbox and Click on **I am ready to begin** Button.

Kindly note that these instructions are only for representation. Actual instructions will be given on the day of the Mock test

Demo Instructions

Exam Instructions

System Requirement for Online Exam :

1. Personal laptop or desktop computer in working condition (You can use Windows 7 and above)
2. Internet connection of at least 1 Mbps
3. The latest version of Google Chrome internet browser (preinstalled)
4. Test your computer or laptop before the exam to ensure that it is working well, processing speed is good

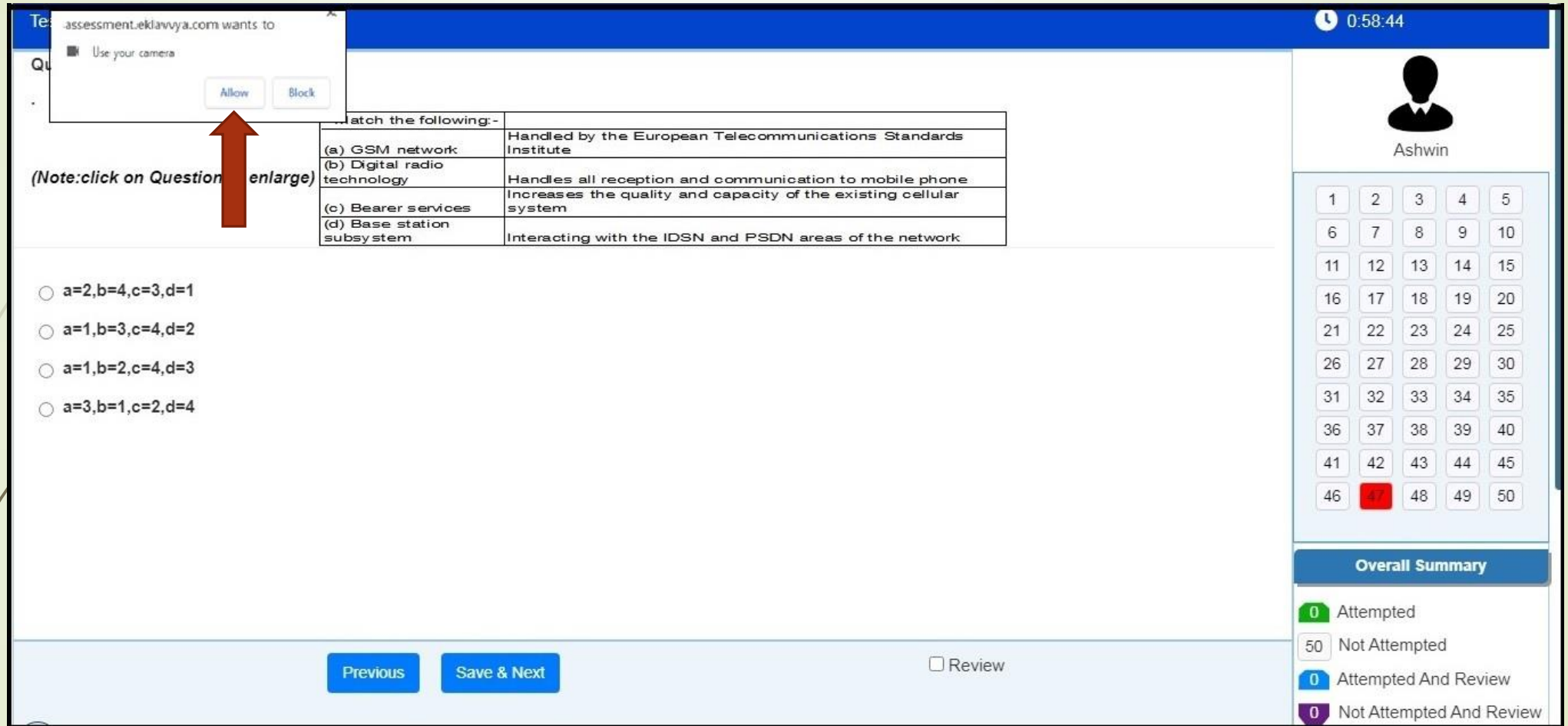
Please note that your exam may get terminated if you try to open any other window on your computer during the exam process. Do not press any keyboard key once the examination is started. This will LOCK your examination.

General Instructions:

I have read and understood the instructions

I am ready to begin

→ Click on Allow to use your camera



The screenshot shows an online assessment interface. At the top, a blue header bar contains the URL 'assessment.eklavvya.com' and a timer '0:58:44'. A camera permission dialog box is open, asking 'Use your camera' with 'Allow' and 'Block' buttons. A red arrow points to the 'Allow' button. Below the dialog, a note says '(Note: click on Question to enlarge)'. A table with two columns is displayed, followed by four radio button options. At the bottom, there are 'Previous', 'Save & Next', and 'Review' buttons. On the right side, a user profile for 'Ashwin' is shown with a 50-question grid. The grid shows 47 questions attempted (red) and 3 not attempted (grey). Below the grid is an 'Overall Summary' section with a table of statistics.

Match the following:-	
(a) GSM network	Handled by the European Telecommunications Standards Institute
(b) Digital radio technology	Handles all reception and communication to mobile phone
(c) Bearer services	Increases the quality and capacity of the existing cellular system
(d) Base station subsystem	Interacting with the ISDN and PSDN areas of the network

a=2,b=4,c=3,d=1

a=1,b=3,c=4,d=2

a=1,b=2,c=4,d=3

a=3,b=1,c=2,d=4

Overall Summary				
0	Attempted			
50	Not Attempted			
0	Attempted And Review			
0	Not Attempted And Review			

- ➔ Click on the image the view full resolution/enlarge the image while answering the question.
- ➔ Click save & next to move on to next question.
- ➔ Tick the Review button to review the question at later, the question number will change to blue for reference.

Test Name : Demo 🕒 0:58:44

Question 47 :

(Note:click on Question to enlarge)

Match the following:-	
(a) GSM network	Handled by the European Telecommunications Standards Institute
(b) Digital radio technology	Handles all reception and communication to mobile phone
(c) Bearer services	Increases the quality and capacity of the existing cellular system
(d) Base station subsystem	Interacting with the ISDN and PSDN areas of the network

a=2,b=4,c=3,d=1

a=1,b=3,c=4,d=2

a=1,b=2,c=4,d=3

a=3,b=1,c=2,d=4

Ashwin

1	2	3	4	5
6	7	8	9	10
11	12	13	14	15
16	17	18	19	20
21	22	23	24	25
26	27	28	29	30
31	32	33	34	35
36	37	38	39	40
41	42	43	44	45
46	47	48	49	50

Overall Summary

0 Attempted

50 Not Attempted

0 Attempted And Review

0 Not Attempted And Review

Review

- ✓ Read the warning alert / message and close the window to start the exam.

The screenshot displays a test interface with a central warning dialog box. The dialog box has a red header with the text "Warning/Alert" and a close button (X) in the top right corner. The main text of the dialog reads: "Please do not switch windows while the test is in progress. Doing so multiple times will terminate the test, and you will not be able to get back to it." A "Close" button is located at the bottom right of the dialog box, with a red arrow pointing to it. The background interface shows a test titled "Test Name : Demo" with a timer at "0:58:0". The question is "Question 1 : Which is the backbone of GSM and is in the Network and". The options are radio buttons for MSC, HLR, BSC, and VLR. At the bottom, there are "Save & Next" and "Review" buttons. On the right side, there is a user profile for "Ashwin" and a grid of question numbers from 1 to 50. Below the grid is an "Overall Summary" section with the following data:

Overall Summary	
0	Attempted
50	Not Attempted
0	Attempted And Review
0	Not Attempted And Review

→ Click on the close button to close the image and attempt the question.

Test Name : Demo 🕒 0:59:18

Question

Match the following:-

(a) GSM network	Handled by the European Telecommunications Standards Institute
(b) Digital radio technology	Handles all reception and communication to mobile phone
(c) Bearer services	Increases the quality and capacity of the existing cellular system
(d) Base station subsystem	Interacting with the ISDN and PSDN areas of the network

(Note: ...)

a=

a=

a=

a=3,b=1,c=2,d=4

Close
↑

5

10

15

20

25

30

31	32	33	34	35
36	37	38	39	40
41	42	43	44	45
46	47	48	49	50

Overall Summary

0 Attempted

50 Not Attempted

0 Attempted And Review

0 Not Attempted And Review

Previous Save & Next Review

Ensure all questions are answered before you **Click on Submit Test to Complete the Exam**

Test Name : Assamese test 1 🕒 0:59:43

Question 11 :
β-Palmitodistearin is-

Fat
 Oil
 Fatty Acid
 None of these

↓

Navigation: [Previous](#) [Save & Next](#) Review [Submit Test](#)

Overall Summary

0	Attempted
11	Not Attempted
0	Attempted And Review
0	Not Attempted And Review

✓ Read the Test Summary and Click on either Yes or No

Test Name : Demo 0:56:27

Question 50 :

Match the following:-	
(a) Dynamic channel allocation	Trying to push data rates up to 1 Mbps, which cellular providers cannot compete with
(b) PHS operators	
(c) The first HIPERLAN	
(d) Wireless LANs	

(Note:click on Question to enlarge)

a=3,b=1,c=4,d=2

a=2,b=3,c=4,d=1

a=1,b=3,c=4,d=2


a=2,b=1,c=4,d=3

Test Summary

- 18 Attempted
- 27 Not Attempted
- 2 Attempted And Review
- 3 Not Attempted And Review

Are you sure you want to submit your test?

YesNo


Ashwin

1	2	3	4	5
6	7	8	9	10
11	12	13	14	15
16	17	18	19	20
21	22	23	24	25
26	27	28	29	30
31	32	33	34	35
36	37	38	39	40
41	42	43	44	45
46	47	48	49	50

Overall Summary

- 18 Attempted
- 27 Not Attempted
- 2 Attempted And Review
- 3 Not Attempted And Review

PreviousSave & Next ReviewSubmit Test

